




Good evening.
Welcome to our 'Blackbirds'
Parents Phonics Workshop.





HOW we teach these letters and sounds in the Blackbirds Class


Each session follows the same sequence:

REVIEW We revisit known phonemes and High Frequency Words and read and write these across the week. We keep it short and fun!

TEACH We teach one phoneme ('sound') daily and practise writing it in the air, on each others back and on whiteboards.

PRACTISE We practise segmenting and blending using a range of activities. Some of our favourites are on websites like Phonics Play.

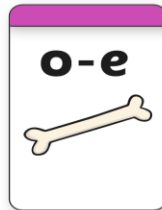



APPLY We read and write words and sentences to apply our learning.



HIGH MEADOW INFANT SCHOOL



The letters and sounds we are learning in the Blackbirds Class
In Year 1 we are introduced to phase 5 phonemes (sounds).



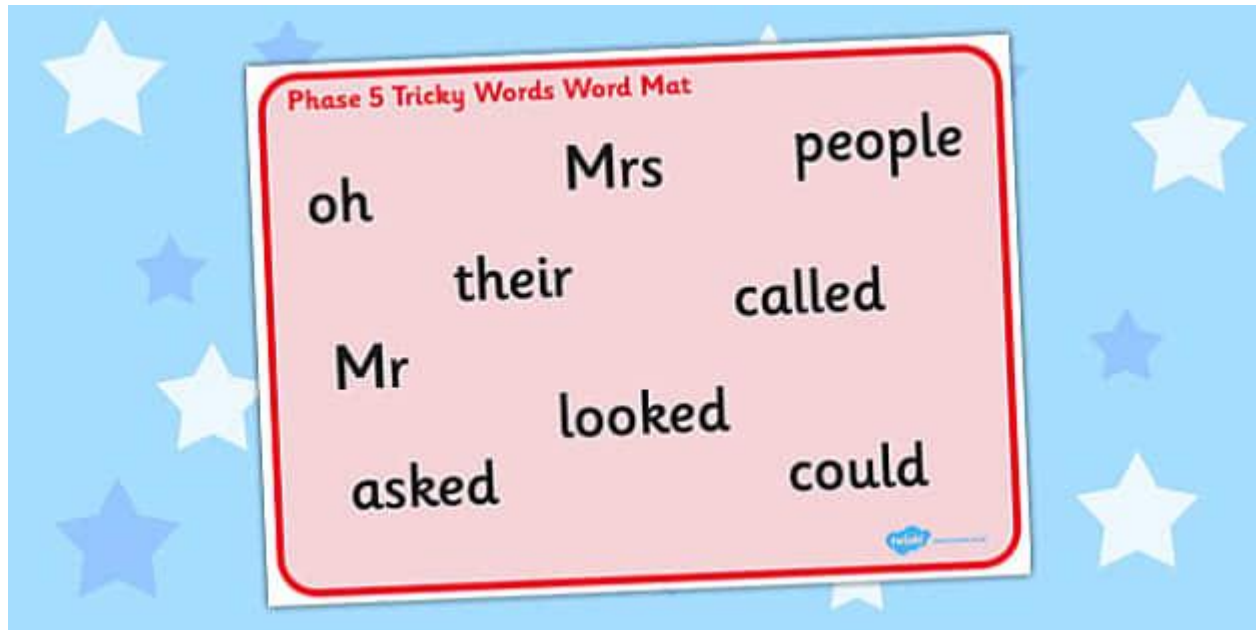
Phase 5 takes up the whole of Year 1 as we look at alternative graphemes (ay or ai) and alternative pronunciations (head, tea, break).

a-e	e-e	i-e	o-e	u-e
ai	ee	igh	oe	ue
ay	ey	ie	ow	u
ey	ie	i	o	ew
a	y	y	oa	
eigh	ea			
	e			



The 'Tricky for now Words' we are learning in the Blackbirds Class

Phase 5



Phase 5 High Frequency Words

Mr Mrs called could looked

don't old about made asked

I'm house your very by

time came make their day

saw put oh people here




How we teach the 'Tricky for now Words' in the Blackbirds Class

First we identify which part of the word is tricky. We practise writing the word out in the air or on our whiteboards.

Sometimes we learn tricks for remembering how to spell it! Mnemonics can help us! For example -ould words (Oh U Lucky Duck!)

In our Guided Reading sessions we try to spot the words in the books we share.

Our phonics working wall reminds us of what words we have learnt so far.





HIGH MEADOW INFANT SCHOOL



The reading books we use to teach your child to read in the Blackbirds Class

1. Book introduction
2. Strategy checks
3. 'Walk through' the text
4. Independent Reading
5. Returning to text for teaching points
6. Responding to the text and follow up





The reading books we send home in the Blackbirds Class

We want reading at home to be fun and enjoyable!

We encourage the children to change their books as soon as they are ready to.

Is your child changing their book often?

Are you listening to your child read daily?






How you can help your child at home.

<http://www.phonicsplay.co.uk/>

<http://www.bbc.co.uk/bitesize/ks1/literacy/phonics/play/>

Teach Your Monster to Read

There are many apps too – pocket phonics, Letter Lillies, Hairy Letters





Any Questions?

Please take time to explore the resources that we have laid out in the classroom.

Thank you for coming this evening.

