

School Data Position Statement

Early Years Foundation Stage Profile

School Name:	High Meadow Infant School
DfE Number:	2569

Consortium Number:	3B	Ofsted Grade ¹ :	Outstanding	Ofsted Date ¹ :	16/06/2010
--------------------	----	-----------------------------	-------------	----------------------------	------------

EYFSP: Percentage of pupils awarded expected or exceeding grade

	School			Warwickshire			National		
	2016	2017	2018	2016	2017	2018	2016	2017	2018 ³
Total Eligible Pupils	30	30	30	6627	6605	6514	669052	669864	643250
Good Level of Development (GLD) ²	77%	80%	73%	71%	73%	72%	69%	71%	72%

Prime Learning Goals	Communication and Language	87%	87%	80%	82%	83%	82%	82%	82%	82%
	Listening and attention	90%	87%	80%	86%	86%	86%	86%	86%	86%
	Understanding	87%	87%	90%	86%	86%	86%	86%	86%	86%
	Speaking	90%	87%	93%	86%	86%	86%	85%	85%	86%
	Physical Development	87%	83%	83%	87%	88%	87%	88%	88%	87%
	Moving and handling	90%	83%	83%	89%	89%	89%	90%	90%	89%
	Health and self-care	90%	90%	93%	92%	92%	91%	92%	91%	91%
	Personal, Social and Emotional Development	80%	90%	90%	85%	86%	85%	85%	85%	85%
	Self-confidence and self-awareness	93%	90%	90%	89%	90%	89%	89%	89%	89%
	Managing feelings and behaviour	90%	90%	90%	88%	89%	88%	88%	88%	88%
	Making relationships	87%	90%	93%	90%	91%	90%	90%	90%	90%

Specific Learning Goals	Literacy	77%	80%	77%	74%	75%	74%	72%	73%	73%
	Reading	87%	87%	83%	80%	79%	79%	77%	77%	77%
	Writing	77%	80%	80%	74%	75%	75%	73%	73%	74%
	Mathematics	83%	83%	77%	79%	79%	79%	77%	78%	78%
	Numbers	83%	83%	77%	80%	81%	81%	79%	79%	80%
	Shape, space and measures	90%	90%	87%	83%	83%	83%	82%	82%	82%
	Understanding the World	90%	90%	93%	84%	84%	84%	83%	84%	84%
	People and communities	90%	90%	93%	86%	87%	86%	86%	86%	86%
	The world	90%	90%	93%	86%	86%	86%	86%	86%	86%
	Technology	93%	90%	93%	93%	93%	92%	92%	93%	93%
	Expressive Arts and Design	90%	90%	93%	87%	87%	87%	86%	87%	87%
	Exploring media and materials	90%	90%	93%	89%	89%	88%	89%	89%	89%
	Being imaginative	90%	90%	93%	89%	89%	88%	88%	88%	89%

Average Total Assessment Score	35.5	35.9	36.5	34.4	34.3	34.2	34.5	34.5	34.6
--------------------------------	------	------	------	------	------	------	------	------	------

All 2018 data is **PROVISIONAL** and may be subject to change

Source: EYFSP – From schools during the statutory June/July collections

1 Full Ofsted Inspection Grade and Date are the latest ones known to the Local Authority as at 31st July 2018 (Short inspections may have occurred since the most recent full inspection date)

2 GLD – Awarded expected or exceeding grade in all Prime Learning Goals and Literacy & Maths Specific Learning Goals

3 Published 2018 national data available at the end of October 2018, provisional figures provided are based on those supplied by Local Authorities in July

School Name:	High Meadow Infant School
DfE Number:	2569

Phonics: Year 1 - % of pupils Working at (Wa) or Working towards (Wt) required level

	School			Warwickshire			National		
	2016	2017	2018	2016	2017	2018	2016	2017	2018 ²
Year 1 - Total Eligible Pupils	30	30	30	6292	6628	6573	652250	664960	655530
Year 1 - Working at (Wa) ³	87%	93%	97%	82%	82%	84%	81%	81%	83%
Year 1 - Working towards (Wt) ³	13%	0%	0%	17%	16%	15%	18%	17%	16%

Key Stage 1: Percentage of pupils achieving

		School			Warwickshire			National		
		2016	2017	2018	2016	2017	2018	2016	2017	2018 ²
	Total Eligible Pupils	28	30	29	6195	6333	6677	636079	648145	654788
Less than the Expected Standard	Reading	14%	17%	7%	24%	22%	22%	26%	24%	24%
	Writing	18%	20%	14%	33%	30%	29%	34%	31%	30%
	Maths	18%	20%	10%	26%	23%	23%	27%	24%	24%
	Science	14%	10%	7%	16%	15%	15%	18%	17%	17%
	RWM	14%	17%	7%	18%	17%	17%	19%	18%	18%
	RWMS	14%	10%	7%	13%	12%	13%	14%	13%	13%
Expected Standard and above	Reading	86%	83%	93%	76%	77%	77%	74%	76%	75%
	Writing	82%	80%	86%	67%	70%	71%	65%	68%	70%
	Maths	82%	80%	90%	74%	76%	77%	73%	75%	76%
	Science	86%	90%	93%	84%	84%	85%	82%	83%	83%
	RWM	79%	80%	86%	62%	66%	67%	60%	64%	65%
	RWMS	79%	80%	86%	62%	65%	67%	60%	63%	65%
Working at Greater Depth	Reading	50%	50%	52%	28%	28%	29%	24%	25%	26%
	Writing	29%	30%	34%	16%	17%	18%	13%	16%	16%
	Maths	36%	40%	31%	21%	24%	25%	18%	21%	22%
	RWM	25%	30%	28%	12%	13%	14%	9%	11%	12%

All 2018 data is **PROVISIONAL** and may be subject to change

Source: Phonics and KS1 data – From schools during the statutory June/July collections

1 Ofsted Inspection Grade and Date are the latest ones known to the Local Authority as at 31st July 2018

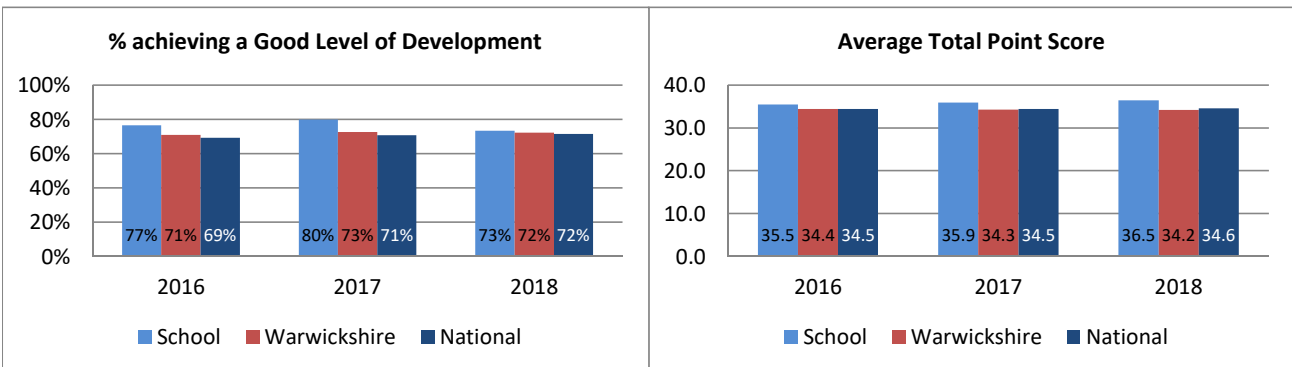
2 Published 2018 national data available at the end of September 2018, provisional figures provided are based on those supplied by Local Authorities in July

3 Phonics: Wt is working towards required standard; Wa is working at or above required standard. Pass mark for all 3 years is 32

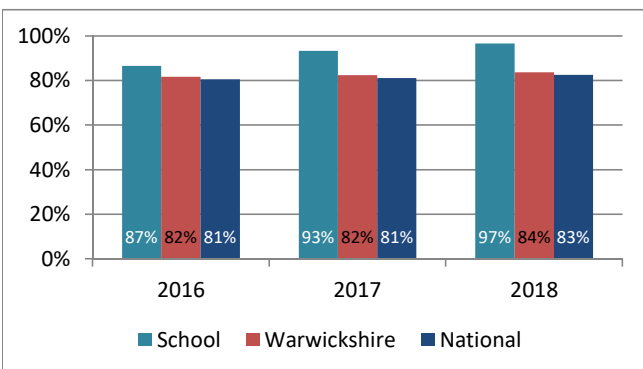
School Name: **High Meadow Infant School**

DfE Number: **2569**

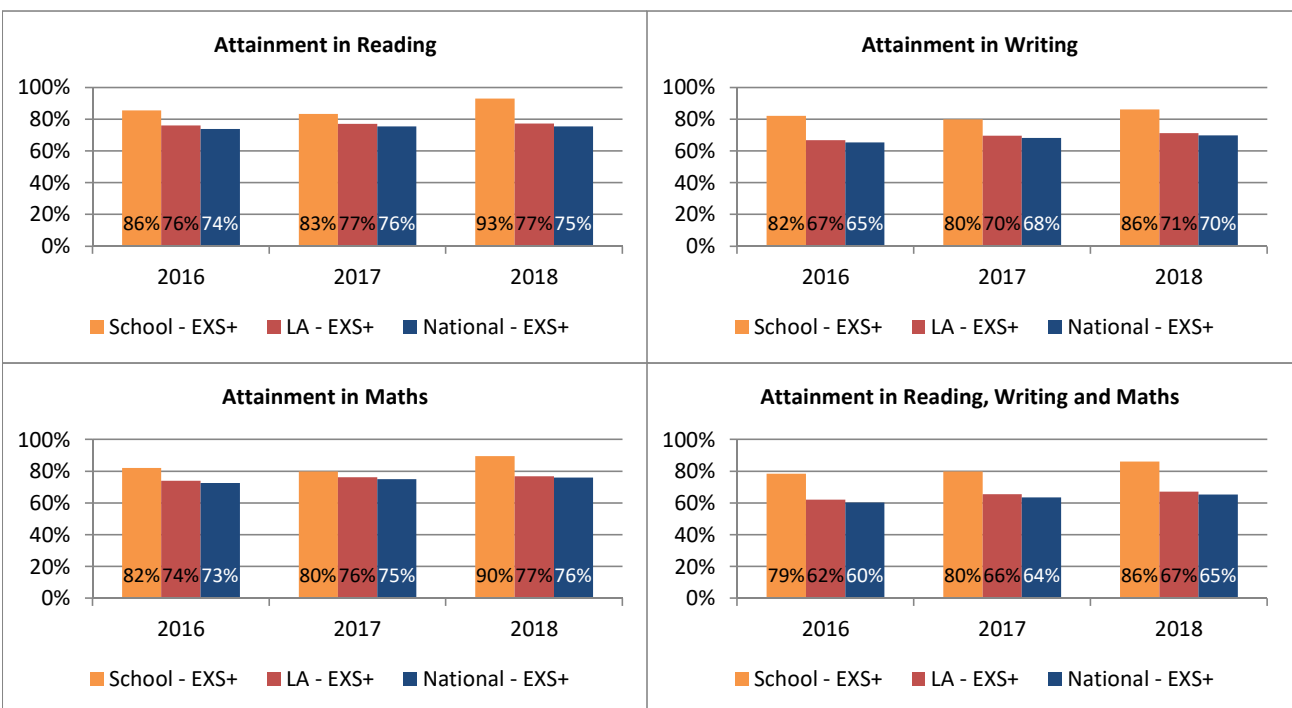
Early Years Foundation Stage Profile



Phonics: Year 1 - % of pupils Working At required level



Key Stage 1: % of pupils achieving



Source: EYFSP, Phonics and KS1 data – From schools during the statutory June/July collections